

**grade A
classroom**



Consequences



<i>Original</i>


In the 'original' box, write a word. For example, if this was a French lesson on body parts the strips of paper could be...

Les Yeux


La Jambe

Le Pied


The first student draws a picture in the second box to represent the word.

Les Yeux


The first student folds back the top box so only the picture can be seen. The student passes the strip on to the next student.

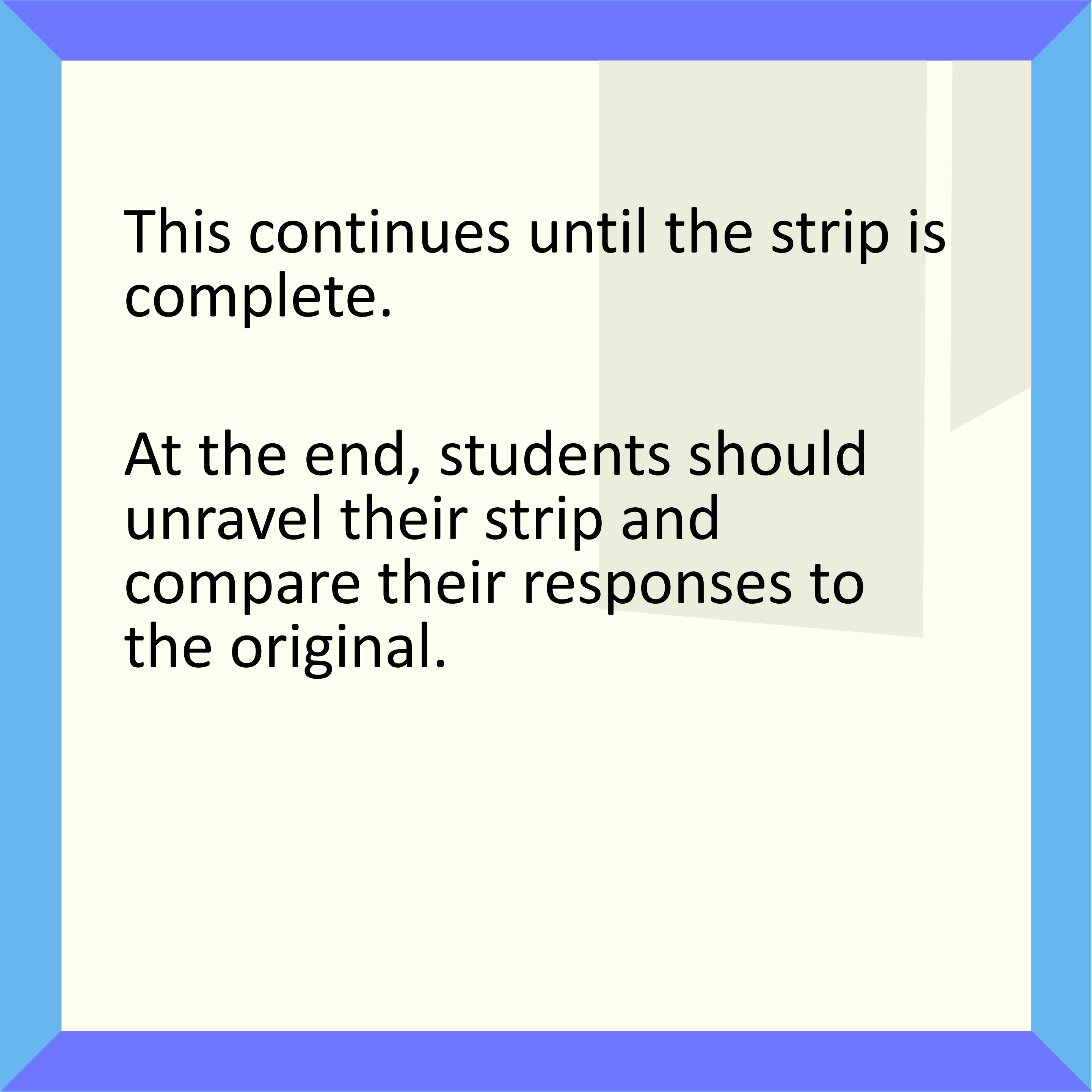


The second student now writes the word that represents the picture in the next box.


Les Yeux

Then, they should fold back the top box so only the word can be seen before passing on the strip to the next student.

The next student continues down the strip by drawing a picture. The picture they draw will be a consequence of the word they read in the box above.



This continues until the strip is complete.

At the end, students should unravel their strip and compare their responses to the original.

Other ideas

Biology: - organelles, specialised cells.

Chemistry: - nomenclature, molecules

Mathematics: - shapes, equations

English: - characters names and descriptions (rather than a picture)